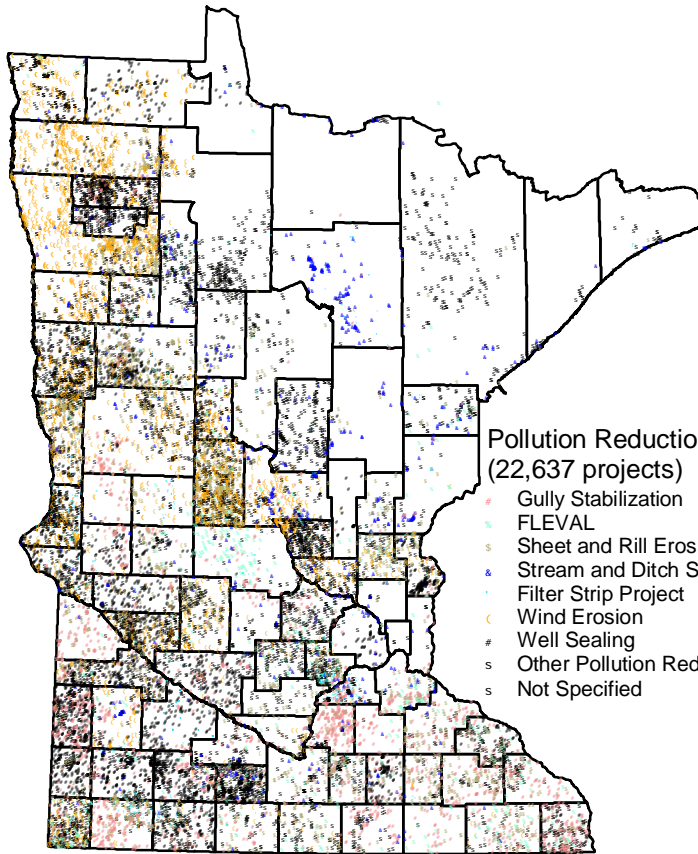
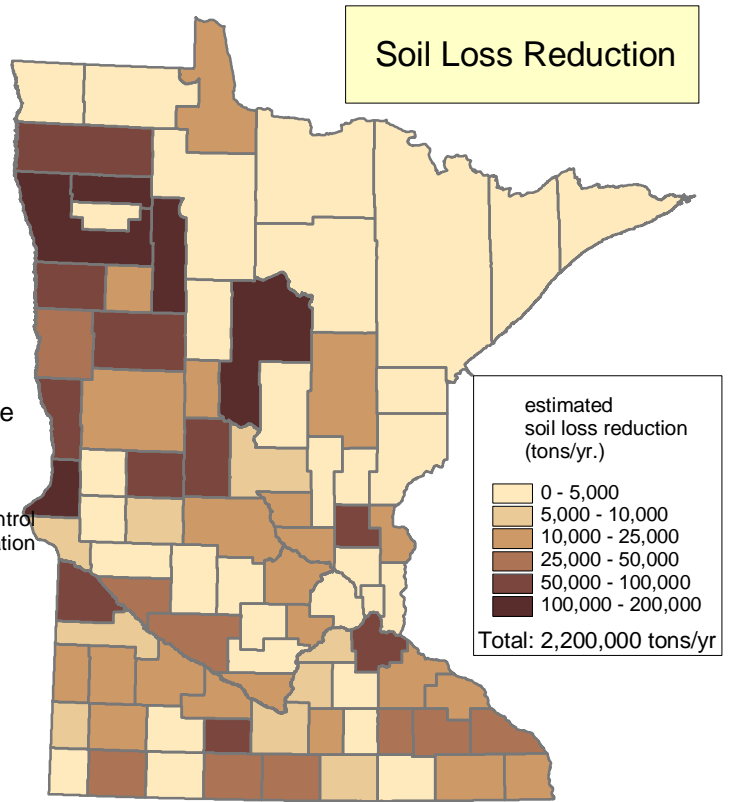


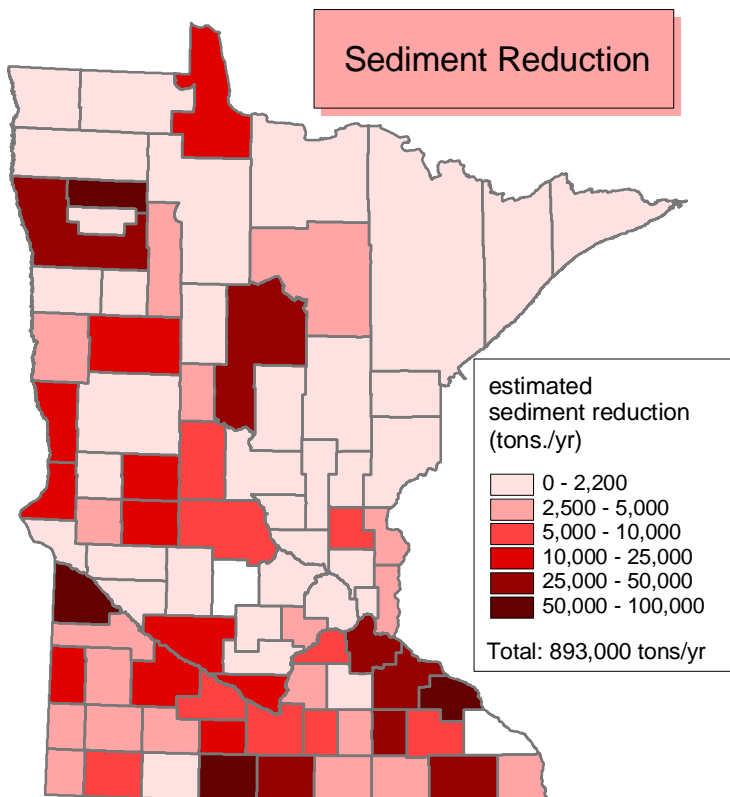
Land & Water Treatment Practices (BMPs) Local Government Reporting LARS (1997-2002) and eLINK (2003-present)



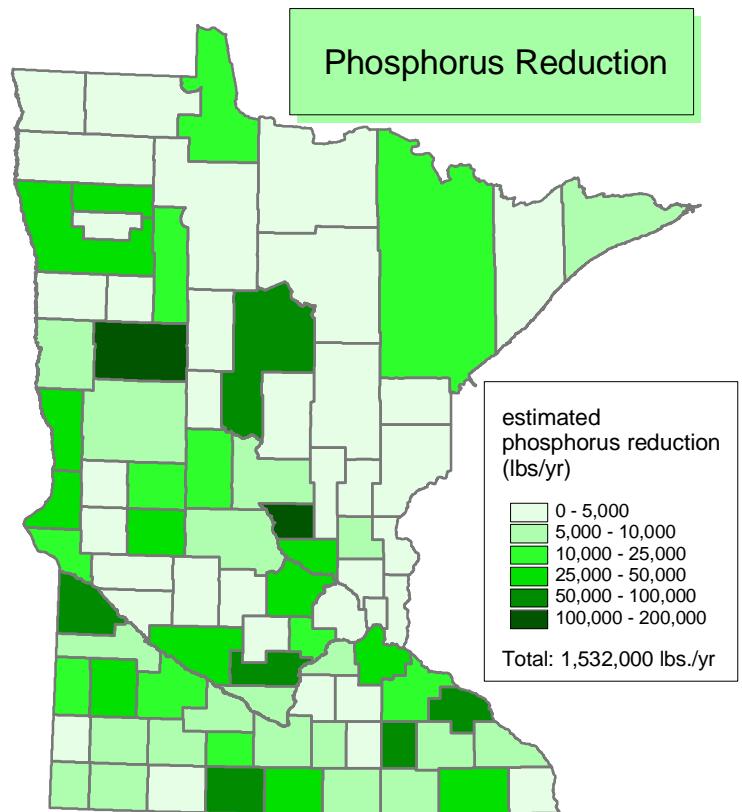
- Pollution Reduction Type
(22,637 projects)**
- Gully Stabilization
 - FLEVAL
 - Sheet and Rill Erosion Control
 - Stream and Ditch Stabilization
 - Filter Strip Project
 - Wind Erosion
 - Well Sealing
 - Other Pollution Reduction
 - Not Specified



- estimated soil loss reduction (tons/yr.)**
- 0 - 5,000
 - 5,000 - 10,000
 - 10,000 - 25,000
 - 25,000 - 50,000
 - 50,000 - 100,000
 - 100,000 - 200,000
- Total: 2,200,000 tons/yr



- estimated sediment reduction (tons./yr)**
- 0 - 2,200
 - 2,500 - 5,000
 - 5,000 - 10,000
 - 10,000 - 25,000
 - 25,000 - 50,000
 - 50,000 - 100,000
- Total: 893,000 tons/yr



- estimated phosphorus reduction (lbs/yr)**
- 0 - 5,000
 - 5,000 - 10,000
 - 10,000 - 25,000
 - 25,000 - 50,000
 - 50,000 - 100,000
 - 100,000 - 200,000
- Total: 1,532,000 lbs./yr